

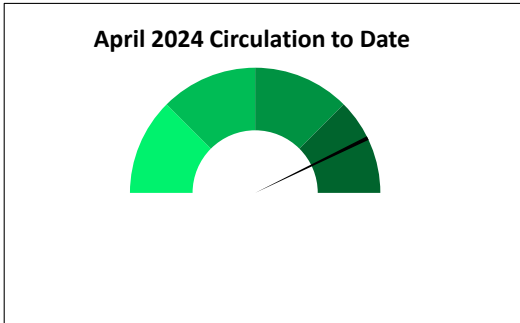
Pamunkey Regional Library Statistical Report for April 2024

	New Borrowers	Total Active Borrowers	Library Visits	Volunteer hours	Circulation
<u>Goochland County</u>					
Goochland Branch Library	53	5,529	4,058	68	6019
<u>Hanover County</u>					
Ashland Branch Library	64	5,679	8,870	27	7,139
Atlee Branch Library	125	11,925	11,191	48	17,630
Hanover Branch Library	17	1,534	1,666	0	2,477
Mechanicsville Branch Library	90	9,987	7,798	200	11,746
Montpelier Branch Library	34	2,084	2,321	21	2,728
Rockville Branch Library	26	1,461	830	0	2,562
	356	32,670	32,676	296	44,282 ^A
<u>King and Queen County</u>					
King & Queen Branch Library	0	803	0	0	165
<u>King William County</u>					
Upper King William Branch Library	35	2,472	2,681	0	2,656
West Point Branch Library	9	2,297	2,354	70	1,753
	44	4,769	5,035	70	4,409
Grand Totals	453	43,771	41,769	434	64,113 ^B

5/8/2024

A. Total includes OverDrive circulation from Hanover County Schools. B. This total includes systemwide monthly circulation totals for hoopla, Kanopy, Magzter and OverDrive checkouts not assigned to individual branches.

Pamunkey Regional Library -- April 2024



Circulation

Branch	Year to date	FY24 Forecast	Year to date
Goochland	62,173	72,437	85.8%
Ashland	76,938	92,957	82.8%
Atlee	182,315	210,030	86.8%
Hanover	20,754	22,188	93.5%
Mechanicsville	120,067	147,235	81.5%
Montpelier	31,721	38,264	82.9%
Rockville	27,769	32,937	84.3%
King and Queen	4,144	8,729	47.5%
Upper King William	27,315	28,172	97.0%
West Point	23,510	30,158	78.0%
Totals	664,204	780,747	85.1%^A

Number of Library Sponsored Programs			
County	Year to date	FY24 Forecast	Year to date
Goochland	265	221	119.9%
Hanover	1,502	1,662	90.4%
King and Queen	35	89	39.3%
King William	219	196	111.7%
Totals	2021	2,168	93.2%

Attendance at Library Sponsored Programs			
County	Year to date	FY24 Forecast	Year to date
Goochland	3,815	4,842	78.8%
Hanover	27,737	41,231	67.3%
King and Queen	188	881	21.3%
King William	4,313	5,197	83.0%
Totals	36,053	52,151	69.1%

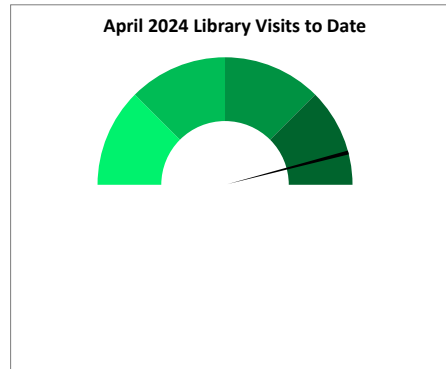
Number of Community Sponsored Meetings/Events			
County	Year to date	FY24 Forecast	Year to date
Goochland	188	138	136.2%
Hanover	1,214	1,614	75.2%
King and Queen	72	152	47.4%
King William	413	526	78.5%
Totals	1,887	2,430	77.7%

Attendance at Community Sponsored Meetings/Events			
County	Year to date	FY24 Forecast	Year to date
Goochland	1,655	1,257	131.7%
Hanover	16,141	21,205	76.1%
King and Queen	446	886	50.3%
King William	2,653	3,201	82.9%
Totals	20,895	26,549	78.7%

Programming

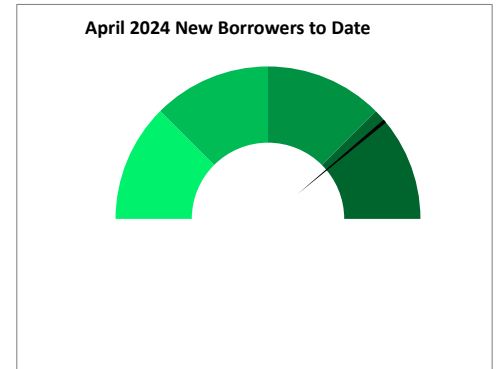
Library Visits

Branch	Year to date	FY24 Forecast	Year to date
Goochland	40,393	41,697	96.9%
Ashland	64,362	68,815	93.5%
Atlee	103,430	112,202	92.2%
Hanover	19,488	17,853	109.2%
Mechanicsville	70,606	82,057	86.0%
Montpelier	21,443	25,478	84.2%
Rockville	8,607	9,199	93.6%
King and Queen	4,676	10,781	43.4%
Upper King William	20,338	14,688	138.5%
West Point	32,515	39,664	82.0%
Totals	385,858	422,434	91.3%



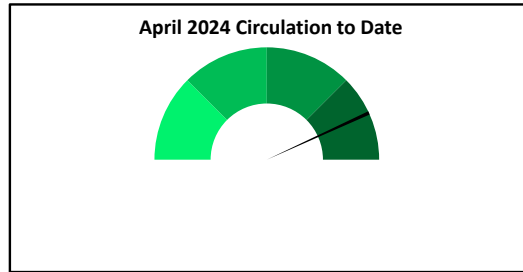
New Borrowers

Branch	Year to date	FY24 Forecast	Year to date
Goochland	912	1,077	84.7%
Ashland	1,062	1,398	76.0%
Atlee	1,960	2,610	75.1%
Hanover	263	311	84.6%
Mechanicsville	1,349	1,658	81.4%
Montpelier	296	410	72.2%
Rockville	260	280	92.9%
King and Queen	39	133	29.3%
Upper King William	332	422	78.7%
West Point	269	421	63.9%
Totals	6,742	8,720	77.3%

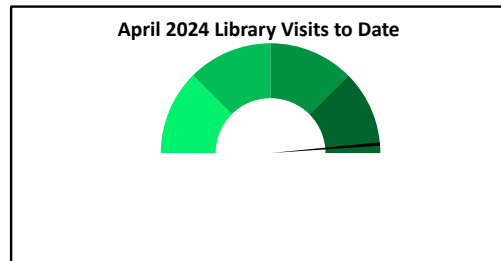


Note: A. Circulation total includes OverDrive, Kanopy, hoopla, and Magzter data which is not provided by the vendor for individual branches, as well a OverDrive circulation from Hanover County Schools, and the Find It Virginia OverDrive collection.

Pamunkey Regional Library - Goochland County - April 2024



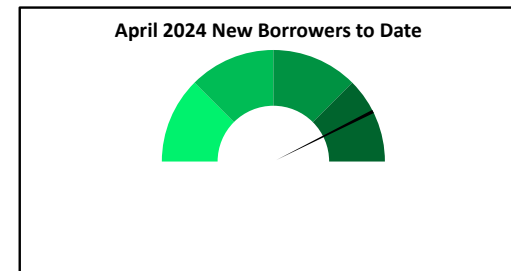
Circulation		
Year to date	FY24 Forecast	Year to date
62,173	72,437	85.8%



Library Visits		
Year to date	FY24 Forecast	Year to date
40,393	41,697	96.9%

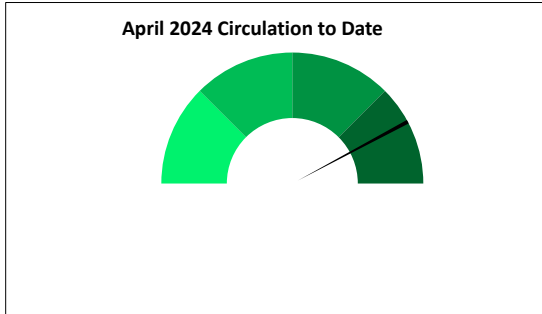
<table border="1"> <thead> <tr> <th colspan="3">Number of Library Sponsored Programs</th> </tr> <tr> <th>Year to date</th> <th>FY24 Forecast</th> <th>Year to date</th> </tr> </thead> <tbody> <tr> <td>265</td> <td>221</td> <td>119.9%</td> </tr> </tbody> </table>	Number of Library Sponsored Programs			Year to date	FY24 Forecast	Year to date	265	221	119.9%	<table border="1"> <thead> <tr> <th colspan="3">Attendance at Library Sponsored Programs</th> </tr> <tr> <th>Year to date</th> <th>FY24 Forecast</th> <th>Year to date</th> </tr> </thead> <tbody> <tr> <td>3,815</td> <td>4,842</td> <td>78.8%</td> </tr> </tbody> </table>	Attendance at Library Sponsored Programs			Year to date	FY24 Forecast	Year to date	3,815	4,842	78.8%
Number of Library Sponsored Programs																			
Year to date	FY24 Forecast	Year to date																	
265	221	119.9%																	
Attendance at Library Sponsored Programs																			
Year to date	FY24 Forecast	Year to date																	
3,815	4,842	78.8%																	
<table border="1"> <thead> <tr> <th colspan="3">Number of Community Sponsored Meetings/Events</th> </tr> <tr> <th>Year to date</th> <th>FY24 Forecast</th> <th>Year to date</th> </tr> </thead> <tbody> <tr> <td>188</td> <td>138</td> <td>136.2%</td> </tr> </tbody> </table>	Number of Community Sponsored Meetings/Events			Year to date	FY24 Forecast	Year to date	188	138	136.2%	<table border="1"> <thead> <tr> <th colspan="3">Attendance at Community Sponsored Meetings/Events</th> </tr> <tr> <th>Year to date</th> <th>FY24 Forecast</th> <th>Year to date</th> </tr> </thead> <tbody> <tr> <td>1,655</td> <td>1,257</td> <td>131.7%</td> </tr> </tbody> </table>	Attendance at Community Sponsored Meetings/Events			Year to date	FY24 Forecast	Year to date	1,655	1,257	131.7%
Number of Community Sponsored Meetings/Events																			
Year to date	FY24 Forecast	Year to date																	
188	138	136.2%																	
Attendance at Community Sponsored Meetings/Events																			
Year to date	FY24 Forecast	Year to date																	
1,655	1,257	131.7%																	

Programming



New Borrowers		
Year to date	FY24 Forecast	Year to date
912	1,077	84.7%

Pamunkey Regional Library - Hanover County - April 2024



	Year to date	FY24 Forecast	Year to date
Ashland	76,938	92,957	82.8%
Atlee	182,315	210,030	86.8%
Hanover	20,754	22,188	93.5%
Mechanicsville	120,067	147,235	81.5%
Montpelier	31,721	38,264	82.9%
Rockville	27,769	32,937	84.3%
Totals	462,480^A	551,541	83.9%

Hanover County Number of Library Sponsored Programs		
Year to date	FY24 Forecast	Year to date
1,502	1,662	90.4%

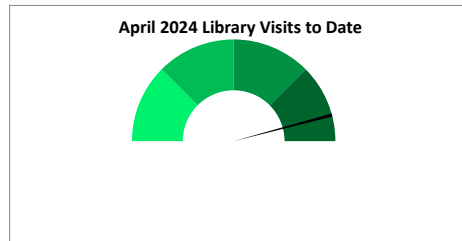
Hanover County Attendance at Library Sponsored Programs		
Year to date	FY24 Forecast	Year to date
27,737	41,231	67.3%

Hanover County Number of Community Sponsored Meetings/Events		
Year to date	FY24 Forecast	Year to date
1,214	1,614	75.2%

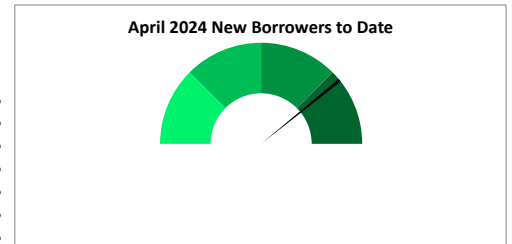
Hanover County Attendance at Community Sponsored Meetings/Events		
Year to date	FY24 Forecast	Year to date
16,141	21,205	76.1%

Programming

	Year to date	FY24 Forecast	Year to date
Ashland	64,362	68,815	93.5%
Atlee	103,430	112,202	92.2%
Hanover	19,488	17,853	109.2%
Mechanicsville	70,606	82,057	86.0%
Montpelier	21,443	25,478	84.2%
Rockville	8,607	9,199	93.6%
Totals	287,936	315,604	91.2%



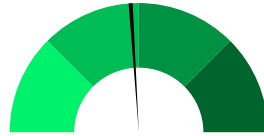
	Year to date	FY24 Forecast	Year to date
Ashland	1,062	1,398	76.0%
Atlee	1,960	2,610	75.1%
Hanover	263	311	84.6%
Mechanicsville	1,349	1,658	81.4%
Montpelier	296	410	72.2%
Rockville	260	280	92.9%
Totals	5,190	6,667	77.8%



A. Total includes OverDrive circulation from Hanover County Schools

Pamunkey Regional Library - King and Queen County - April 2024

April 2024 Circulation to Date



Circulation		
Year to date	FY24 Forecast	Year to date
4,144	8,729	47.5%

Library Visits		
Year to date	FY24 Forecast	Year to date
4,676	10,781	43.4%

April 2024 Library Visits to Date



April 2024 New Borrowers to Date



New Borrowers		
Year to date	FY24 Forecast	Year to date
39	133	29.3%

Number of Library Sponsored Programs		
Year to date	FY24 Forecast	Year to date
35	89	39.3%

Attendance at Library Sponsored Programs		
Year to date	FY24 Forecast	Year to date
188	881	21.3%

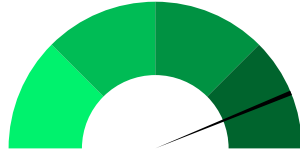
Number of Community Sponsored Meetings/Events		
Year to date	FY24 Forecast	Year to date
72	152	47.4%

Attendance at Community Sponsored Meetings/Events		
Year to date	FY24 Forecast	Year to date
446	886	50.3%

Programming

Pamunkey Regional Library - King William County - April 2024

April 2024 Circulation to Date



	Circulation		
	Year to date	FY24 Forecast	Year to date
Upper King William	27,315	28,172	97.0%
West Point	23,510	30,158	78.0%
Totals	50,825	58,330	87.1%

King William County Number of Library Sponsored Programs		
Year to date	FY24 Forecast	Year to date
219	196	111.7%

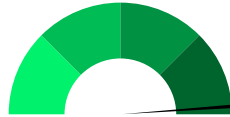
King William County Attendance at Library Sponsored Programs		
Year to date	FY24 Forecast	Year to date
4,313	5,197	83.0%

King William County Number of Community Sponsored Meetings/Events		
Year to date	FY24 Forecast	Year to date
413	526	78.5%

King William County Attendance at Community Sponsored Meetings/Events		
Year to date	FY24 Forecast	Year to date
2,653	3,201	82.9%

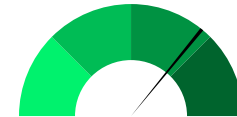
Programming

April 2024 Library Visits to Date



	Library Visits		
	Year to date	FY24 Forecast	Year to date
Upper King William	20,338	14,688	138.5%
West Point	32,515	39,664	82.0%
Totals	52,853	54,352	97.2%

April 2024 New Borrowers to Date



	New Borrowers		
	Year to date	FY24 Forecast	Year to date
Upper King William	332	422	78.7%
West Point	269	421	63.9%
Totals	601	843	71.3%